



President's Report April09

Dear Fellow Members:

The management committee have met several times since the AGM. As there have been some changes in the personnel we are making sure that the club continues in a positive direction with good programs for the meetings and workshops.

Auction. The auction entries have now closed and we have 310 items listed. A separate covering letter and auction items list will be sent out to all members well before the auction so that you can decide what you want to bid on. I think that the auction is one of our best events of the year, there is always something for every one, so try to make the time to come along and be part of the fun. And as the old saying goes 'bring your money with you' as in previous years a sausage sizzle and salad will be available for lunch at \$7.00. Please contact me on 07 38933576 or email if you are coming so we can cater for the correct numbers, thanks. We will need a few volunteers to assist with the auction if you want to help please contact me also.

New Member. Please welcome Michael Bauer to the club, please seek him out at the next meeting and introduce yourself and make him welcome.

New Newsletter Editor. As you know Malcolm Enright is the new editor, this is quite a challenging position and will only work well if he has some articles of interest to print so please lets send him as much as possible so he has something to work with. His email is <male@co-opones.to> Everyone can be involved, you don't need to write lengthy articles. If you have purchased a new clock just send him a picture and a bit of a story for Show 'n Tell in Print. I will kick it off this month with two clocks.

Membership renewal. There are still twenty or so members who haven't renewed for 2009 so do bring your membership up to date please?

Workshops. The March workshop attendance was very good with some excellent talks over the lunch break, see details in the workshop report. Workshops are very popular and have been well attended over the last few years so we are continuing to put resources into this area, informative speakers and specialized workshops throughout the year. Information to follow.

General Meeting. These meetings continue to be well attended so I guess we can assume from this that the current format is what you want. The mart is always popular for viewing and there is the odd sale Every one is encouraged to bring something to the mart even if it is only one item. Tony Manton has agreed to continue with the watch section but unfortunately will not be at the April meeting. So Bill Meeken is stepping in to cover the spot with Swatch and the survival of the Swiss Watch Industry. Please bring along your Swatches so we have a good display. Show and tell is always popular so keep bringing those items along.

Personal detail update. If you have changed any of your personal details will you please contact the secretary Paul Hutchison 07 32632694. <jphutch@tpg.com.au> If you have an e-mail address that we don't know about will you please let us know? This is the quickest way to let you know what is going on or any changes that might happen from week to week.

The Mainspring Newsletter will only come out three times this year as Malcolm has other commitments at the end of the year.

Regards Martin Willis

Show 'n Tell in Print

This item might encourage more members to submit items to the news letter editor so I am kicking off this month with two clocks I have just acquired. (continued Page 3)

Auction 19 April 2009

Our annual Chapter auction will be held on Sunday 19th April at the Balmoral Lawn Bowls Club, Jean Howie Drive (off Bennett Road) Morningside.

There will be a great variety of clocks, watches and other horological items including books and magazines on offer and it will certainly be worthwhile to attend.

This year there are some clocks we do not normally see at our auctions like Ansonia Crystal Palace, Statue clocks and some nice French Marble clocks, garniture sets and a large variety of Vienna Regulators.

The day will start at 8.30 am when sellers will check in their items and viewing starts at 10am. The auction will start at 11am and lunch will be available for \$7.00.

Only fully paid-up members will be allowed to attend so if you have not paid your subscription yet, do so now.

There will be no exceptions. Full details including the Rules for the Auction and a complete catalogue of all items on offer will be posted to members by the end of March 2009.

Bill Meeken & Chris Nurser

MAINSFRING

Federn für Stoppuhren

Nr. 942, mit fertigem Endhaken



Stoppuhren als Kurzz

besitzen info
als Kurzz
lange und schwache Federn, d
malen Federn entnehmen könn
Die unten aufgeführte Liste
der benötigten Federn.

Bei Bezug der lagermäßigen
3-Stück-Packung pro Nummer
Gros. $\text{M} 38.50$, Dtzd. $\text{M} 3.50$

Bel E
bel
bis 25
Einzel
Einzel

New Editor - Malcolm Enright

Ken Durston thanked the outgoing Editor - Tony Roberts in the previous President's Report, Vol 33, Issue One. I wonder though if the general membership really appreciates the energy, time and commitment Tony has thrown at the task over the past 4 years? Tony has passed the task to me and with the support of the new committee, I hope that I can actually find the all the time required to deal with all the issues of designing and producing a newsletter. The working specs call for an editor, I have to say at the outset that I have been a designer and content facilitator in a past life but never could I be called an editor. Thankfully, the spelling checker has become my newest friend.

I've wondered in the past why the Chapter 104 Newsletter is called - Mainspring . . . it seems to me that we have a core of weight-driven interests in the club and these are not seen to be covered by this title? I'm just interested at this point to know more history on this matter.

I've searched, found and scanned some Mainspring elements to use throughout my first issue, they are from a heavy-weight watch and clock catalogue in my ephemera collection entitled - Rudolf Flume (Das Flume-Buch) 1887-1937. Some of the older members might know and recollect the name K. L Mendoza & Co?

Inside the catalogue I found a letter from Ken written to Mr J. Wierwicks requesting that John might have the skill of removing denting to an 18ct Hunter Pocket watch. He notes that if this could be performed, the price is immaterial. He continues, I am sending this to you because you are the only one I know who may have the skill to remove the denting.

Feedback welcome at this early stage of events, enjoy the read.



Sortiment

Mark

Sortiment Nr. 33872

komplette Zusammenstellung,
enthaltend 21 verschiedene Abmessungen à 3 Stück total 63 Stück
im Pappkarton $\text{M} 16.85$

Das Reinigen von Zugfedern
darf nie in Benzin vorgenommen werden, da die Feder dann leicht springt! Ich empfehle daher, dieselben vorsichtig mit Putzpapier oder einem trockenen, sauberen Lappen abzureiben.




1. The humble Napoleon mantle clock ho hum you say nothing special about that. But wait what is this movement inside? It's a French 4x4 Westminster chime by ODO. But the thing that makes this different is the way that the back plate is in three sections. A clock repairer's dream . . . the clock was in The Weekend Shopper, and it's in going order also. I have discovered that it is always worthwhile looking inside the humble mantle clock all, sorts off different


types of movements have been fitted in these cases.

2. One of two Viennas I have just purchased is shown on the right, this is the two weight one. No manufactures name on the movement but nice quality, rear hung pendulum and good movement. Nice mahogany case also. The other is a three weight grand sonnerie by Gustav Becker serial #284798 I will save this one for the next newsletter.

Martin Willis



More on the Mainspring name from Page 2 - Received via email
Hi Mal,
I can enlighten you on the name Mainspring. Many, many moons ago when I was editor of the Newsletter it just did not have a name. I suggested the name Mainspring as all mechanical watches have one and most clocks, perhaps with the exception of weight driven clocks, have one also. This name was accepted in a general meeting. I never gave it the connotation that you do. I was thinking more of the power of a mainspring and the fact that it is all important. Hope this helps.
Bill Meeken



Workshop Report Sunday, March 1 2009.

I was unable to attend on the first of March and Tony prepared the report for the magazine, thanks Tony.

With a count of heads at the lunchtime talks, there were 25 interested members, who apart from listening to the talks brought a myriad of clocks and watches which required attention.

The members were treated to two excellent lunchtime speakers.

Firstly, Jeff Dyer who again presented a lunch time talk, this time on gilding. Jeff included: Cleaning. Preparation and undercoating / etch priming. Sanding and subsequent cleaning. Spraying with quick dry enamel. Applying Size, water and oil based. Application of the gold leaf. Sealing the finished article.

Jeff demonstrated the above steps where practicable, otherwise he had articles after each stage of work. The lecture was very informative and very practical, thanks Jeff.

Secondly, Jeff Addison spoke about quartz watch movements.

Jeff explained the operation of quartz movements in watches, different types from the repairable to the throwaway movement. He used as an example the ETA 955 112, 25.6mm movement which is available in different finishes. He concluded with a general discussion on watch batteries and known problems with certain brands, especially those that leak and cause problems to the user. After the main talk he displayed

Jeff Addison and members present

testing equipment which is currently available to test quartz watches. Thanks Jeff for an interesting insight into quartz watch movements.

During the remainder of the day, members went about their business of clock movement restoration, a lot of talking and discussion, various cups of tea and coffee and borrowing library books.

It was nice to welcome a new member, Chris Bauer who has the difficult task of restoring a French Marble clock as his first horological venture. He received plenty of advice from the members present and a book from the library to help him on his way. We hope to see him a future workshops.

It was nice to see a good turn out from the Chapter, we have our annual auction before the next workshop, hopefully there will be some purchases from the auction which will be displayed at the next workshop on Sunday May 17 2009.

Supplied by Tony Roberts

Gilding Metal Ornaments

Jeff Dyer's instruction sheet:

STEP 1

Clean ornaments with soap and water then rinse off and dry.

STEP 2

Sand ornaments with heavy grade steel wool or red scourer.

Wipe clean with clean cloth or air blower (and clean cloth).

Undercoat the ornament with 2 coats of primer with an etch in it or etch prime it first. heavy coats may spoil the ornate detail of the ornament.

Pressure pack cans are the best . . .

STEP3

Sand the primer with 0000 steel wool or grey scourer

Wipe clean with dry clean cloth or with air blower and clean cloth

Wipe pieces with a Tack cloth to remove any fine dust

STEP4

Spray ornaments with a quick dry gold enamel paint and allow to dry at least overnight

STEP5

The individual pieces must be done one at a time . . .

Apply the Size to the ornament. Size is the adhesive for the Gold leaf.

Water base is being used in this demonstration as it stays tackier longer and dries more quickly and is easier to use.

When Size is applied make sure there are no runs or it is too heavy in any of the hollows, other wise these runs will show in the finished item. Even, light strokes are best.

Size goes on milky white and dries clear. The Size will dry tacky, test with your knuckle by pressing lightly down. If there is a clicking sensation it is ready to apply the Leaf.

STEP6

The Gold Leaf being used in on a backing. If you have to handle the leaf without backing you must wear cotton gloves or talcum powder on your hands.

Cut the Leaf to size using sharp scissors.

Gently apply the leaf. It will adhere instantly. Using a clean, soft brush press the leaf to the surface. If more than 1 sheet is required allow



1/8" or 3mm overlap and repeat till completed. The pieces of Gold brushed away (called skewings) will be used to fill in any skips which is where the Gold has broken through. Once complete, brush the whole ornament over to remove any other skewings.

Do not touch the Gold with your bare hands prior to sealing . . .

STEP7

Sealing the ornament apply 3 coats of Denatured White Shellac using a brush. Allow to dry between coats. Make sure you brush the Shellac in a one-way motion with even strokes. Other Sealers available for use are water-based polyurethane or oil-based varnishes.

Jeff Dyer demonstration shots



An inscription inside a watch owned by Abraham Lincoln is seen after the watch was opened in Washington March 10, 2009.

WASHINGTON (Reuters)

A gold watch owned by Abraham Lincoln bears a message marking the start of the U.S. Civil War, but the president never knew of the "secret" inscription uncovered on Tuesday at the National Museum of American History.

The engraving, by watchmaker Jonathan Dillon, is dated April 13, 1861, and reads in part: "Fort Sumpter was attacked by the rebels" and "thank God we have a government."

The museum said it agreed to open the watch to find out if the message really was there after it was contacted by the watchmaker's great-great-grandson, Doug Stiles of Waukegan, Illinois.

The American Civil War began when Confederate troops opened fire on Fort Sumter in Charleston, South Carolina, on April 12, 1861.

Forty-five years later, Dillon the watchmaker told The New York Times that he was repairing Lincoln's watch when he heard that the first shots of the Civil War had been fired.

Dillon said he unscrewed the dial of the watch and used a sharp instrument to mark the historic day on the president's watch. He told the newspaper that, as far as he knew, no one had ever seen the inscription.

"Lincoln never knew of the message he carried in his pocket," Brent Glass, director of the National Museum of American History said in a statement. "It's a personal side of history about an ordinary watchman being inspired to record something for posterity." Lincoln was elected the 16th president of the United States in November 1860. In the leadup to the Civil War, South Carolina and six other states seceded from the Union before Lincoln's inauguration in March 1861.

Misplaced/missing Chapter 104 Workshop equipment. During the annual stock take of the Chapter's workshop equipment the following items were found to be missing:

- x 1 Spring winder Chuck**
- x 5 spring winder let down sleeves**
- x 3 centre drills BSI Grade A**
- x 1 canvas Chapter Banner**

If any member has any of these items or knows the whereabouts please contact Bill Meeken on 07 3882 1213 <menengai@tpg.com.au>

Chapter 104 Program to date for 2009

MARCH 2009

M	T	W	T	F	S	S
						01
02	03	04	05	06	07	08
09	10	11	12	13	14	15
16	17	18	19	20	21	22
23	24	25	26	27	28	29
30	31					

APRIL 2009

M	T	W	T	F	S	S
		01	02	03	04	05
06	07	08	09	10	11	12
13	14	15	16	17	18	19
20	21	22	23	24	25	26
27	28	29	30			

MAY 2009

M	T	W	T	F	S	S
				01	02	03
04	05	06	07	08	09	10
11	12	13	14	15	16	17
18	19	20	21	22	23	24
25	26	27	28	29	30	31

JUNE 2009

M	T	W	T	F	S	S
01	02	03	04	05	06	07
08	09	10	11	12	13	14
15	16	17	18	19	20	21
22	23	24	25	26	27	28
29	30					

JULY 2009

M	T	W	T	F	S	S
		01	02	03	04	05
06	07	08	09	10	11	12
13	14	15	16	17	18	19
20	21	22	23	24	25	26
27	28	29	30	31		

AUGUST 2009

M	T	W	T	F	S	S
					01	02
03	04	05	06	07	08	09
10	11	12	13	14	15	16
17	18	19	20	21	22	23
24	25	26	27	28	29	30
31						

-  Sun 1 March 2009 Movement Workshop Lunch Talk Quartz Watches & Demonstration Leaf Gilding
-  Sun 5 April 2009 General Meeting
-  Sun 19 April 2009 Auction Our Major Event!
-  Sun 17 May 2009 Workshop Lunch Talk Newsletter Content Basics & Demonstration TBA via email
-  Sun 7 June 2009 General Meeting
-  Sun 5 July 2009 Workshop Lunch Talk & Demonstration TBA via email
-  Sun 2 August 2009 General Meeting
-  Sun 13 September 2009 Workshop
-  Sun 4 October 2009 General Meeting
-  Sun 1 November 2009 Workshop

Sun 6 December 2009 Christmas Party
(Held at the Balmoral Bowls Club)

General Meetings are normally conducted at the Chermside Library, Hamilton Rd, Chermside commencing at 12.30pm and concluding at approximately 4.00pm. Mart items should be set up for 12:30pm start. Afternoon tea & coffee is provided but please bring a plate to share. Please bring interesting new items for show and tell as this segment proves to be most popular.

Workshop and Special Interest Group Meetings are normally conducted at the Balmoral Bowls Club, Jean Howie Drive (off Wynnum/Bennetts Road), Morningside commencing at 9.30am & concluding at 4.30pm. Bring lunch, morning and afternoon tea provided, but please bring a plate to share.

Password for Chapter Web Site:

The Chapter web site address is <qldclocksandwatches.org.au>
Certain parts of the website are for members only.

The password for this area is <<qldclocks>>

Currently there are only newsletters in this area. As of Sunday March 15, the annual auction info is being uploaded to the site so every member should take the time to visit and use this facility.

Your feedback is requested . . .

Chris Nurser



Tools of Science

This a series of meetings hosted by The Physics Museum, at The University of Queensland.

Students, scientists, engineers, historians of science and technology, teachers, collectors, and all those fascinated by old scientific instruments (including clocks) are encouraged to attend.

Meetings are held in the Parnell Building, in lecture room 222 on the St. Lucia campus of The University of Queensland, from 6–7.00 pm. Lectures are illustrated where possible with items from the Physics Museum collection. Light refreshments will be provided courtesy of the School of Mathematics and Physics. The Physics Museum will be open from 5.30pm.

Tools of Science program 2009 (check the website at <http://www.smp.uq.edu.au/TOS/> for details and any updates.

Tuesday March 10 Colin Kennard Napoleons Influence on Science

Tuesday April 21 Andrew White Instrument Trivia Quiz

Tuesday May 19 Norman Heckenberg The Orrery

Tuesday June 2 John Mainstone 150 Years of Queensland Science

Tuesday July 28 Neil Boucher 1909 Nobel Prize G. Marconi

Tuesday Aug 18 Lindsay Ball Pocket Calculators

Tuesday Sept 15 Alan Emmerson W5 and the Littlemore clock

Tuesday Oct 20 Kim Hajek Science & Literature in late 19thC France

The speaker is taken to dinner at a modest restaurant in nearby St Lucia village afterwards and audience members are welcome to join in (at their own expense). If possible, please advise Norman Heckenberg on 07 3870 1619 if you would like to do so.

Library Report - Jeff Dyer

Hello everyone. 2009 has begun with Jeff Dyer taking over from Bill de Kaste who left the library in good shape. The only immediate changes are with the operating hours .The library will now stay open only until the end of the lunchtime break on the Sunday workshops. This will allow me time to carry out other activities.

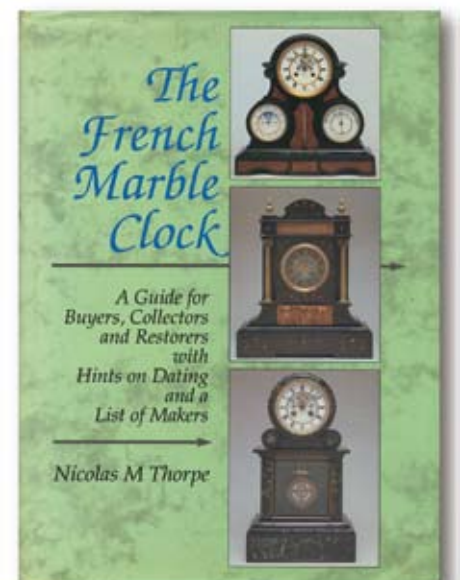
Just a reminder to any newcomers; books are available on loan from workshop to workshop which is every two months. Two new cabinets were purchased late last year and are now stocked with books and magazines for your enjoyment. Returns have been good and outgoings reflect a busy, active club.


For general interest, the Library has available a large range of books, magazines and DVDs for every application.

I am interested in anybody who has read any interesting books in their horological pursuits as the library welcomes any advice or reviews. We are in the position to add to our library.

Promotion of the the month:

I would like to bring reader's attention to the book by Nicolas M. Thorpe - "The French Marble Clock" On good advice I was told this book is a 'must' to have. It is an excellent guide for the buyer and restorer of these clocks.





Both illustrations are borrowed from De Carle's Watch & Clock Encyclopedia N.A.G. Press Ltd in the Chapter's Library.



Special Workshops for 2009.

This year we are very fortunate in again obtaining the generous help of very capable people to present two special workshops. The first one, a full day on 24 May 2009 will be presented by Gordon O'Donohue, Gordon is a highly respected instructor at the TAFE, where he teaches the clock and watch apprentices. You will remember that last year he presented a two day workshop on the pin pallet escapement. The May 24 workshop will in effect be the next step in escapements. This is titled Understanding the lever & anchor escapements. Gordon is preparing a comprehensive training day and will have notes to hand out. We are very fortunate to have a lecturer of his ability prepared to give up his day to help us. Attendance is limited so book early and enclose your cheque, mail to:

The Secretary PO Box 951 Aspley QLD 4034

The second is a two day workshop presented by Lindsay Bramall, Saturday 19 September and Sunday 20 September 2009. Lindsay is President of Chapter 72 and is a highly respected expert on torsion clocks Last year he did a one day workshop for us on the restoration of a 400 day clock with some time allocated to an introduction to the Bullé electric clocks. On Saturday the 19 Lindsay will continue with the theme and will rapidly dismantle a Graham and a pin pallet escapement clock. This will be followed by a slow detailed study of the rebuild right through to escapement set up and beat and rate adjustment. Time will be allowed for questions, discussion and observation. On the Sunday morning the 20 members who have attended on the Saturday will be able to put some of what they have learnt the previous day into practice. They may bring in a problem 400 day clock for one on one time with Lindsay to sort out a particular problem. There were a few who would have liked this opportunity last year but there just was not enough time in the day. Attendance on Saturday is a prerequisite to attending on Sunday. Please advise me ASAP 07 3263 2694 if you intend to bring a problem clock.

There are a number of members in the Chapter with electric clocks and there may be need for a special interest group. To explore the depth of interest in these clocks members attending the two day workshop are invited to bring their battery electric clocks for the Sunday afternoon session. (Note: battery only, no 240 volts and no quartz). We want to find out which clocks have the widest appeal and start with these and gradually embrace all battery electric clocks. We would like to see clocks with names such as ATO, Eureka, Smiths and GM car clocks, Bulle, Murday, Tiffany, Schatz, Kundo, there are many others and all will be welcome. This is to be mainly a Show 'n Tell with general discussion. The fee for the May workshop will be \$20.00 and the September one \$25.00. Both of these workshops will be held at our usual workshops venue.

It is impractical to have large number of members participate in these instructional workshops and therefore attendance will be limited. Bookings are open now and as it is first come first served, to reserve your place send your cheque to:

The Secretary PO Box 951 Aspley QLD 4034

Paul Hutchinson.

POSITION	NAME	EMAIL	PHONE
President	Martin Willis	martinw@optusnet.com.au	07 3893 3576
Vice President	Jeff Dyer	nichvi54@bigpond.com	07 5463 2312
Secretary	Paul Hutchinson	jphutch@tpg.com.au	07 3263 2694
Treasurer	Bill Meeken	menengai@tpg.com.au	07 3882 1213
Newsletter Editor	Malcolm Enright	male@co-opones.to	07 3356 7645
Librarian	Jeff Dyer	nichvi54@bigpond.com	07 5463 2312
Webmaster	Chris Nurser	chrisnurser@gmail.com	07 3263 4293
Workshop Coordinator	Paul Hutchinson	jphutch@tpg.com.au	07 3263 2694
NAWCC Correspondent	Norm Heckenberg	heckenberg@physics.uq.edu.au	07 3870 1619
Mentor Coordinator	Alan Hazelton		07 3366 4591

Chapter 122 - 2009 Meeting program:

Meetings are held every third Monday of the month at the Eley Park Community Centre Elett Road BLACKBURN SOUTH VIC at 8:00pm

April 20
Melbourne Observatory & The Great Telescope by Brien Grieg (Orrery Maker)

May 18
Australian Clock History - Part 1 by Ken Hose

June 15
AAHS Mid-year Mart

July 20
Prague Astronomical Clock by John Morgan

August 17
AAHS AGM plus Movie

September 21
Joseph Merlin and his Clock by Graeme Carr

October 19
Australian Clock History - Part 2 by Ken Hose

November 16
Clock Services, Parts & Auctions on the Internet by Mick Connolly

December 21
Informal get-together, please bring a plate

Chapter 104 - 2009 Office bearers are detailed above:



Two Mystery Objects owned by Adrian Grey, the Brisbane antique dealer who deals out of the Paddington Antiques Centre and eBay. 18th century pair-cased watches frequently contain watch papers, these are usually round papers advertising watch makers and repairers and fit between the inner and outer cases to cushion and protect the watch. Occasionally these watch papers express messages of love or sadness and on rare occasions are small embroideries! Adrian wonders if any of the watch or clock collectors in the Chapter have similar watch embroideries? - He is interested to sell his tiny pair, they remain in the frames as he purchased them with a 1960's article which shows similar items but alas no publication details Call him on 0417 606 717 and be prepared to make him an offer

Chapter 182 - 2009 Program to hand:

Normal meetings start at 1:00pm on the last Sunday of the even months, except December at The Irish Club, 6 Parkinson Street WESTON ACT Phone 02 6288 5088

April 26
Clocks - bring and discuss

May 9
Annual exhibition at the Irish Club

June 28
Wooden Clocks

July TBA
Workshop on Clock Case restoration

August 23
Miscellaneous Clock Case Restoration including brass, wood etc.

October 25
Tools and Auction



Chapter 168 Queensland Group

Valentines' Day not only a famous day for lovers, it also was the first meeting for Chapter 168 Queensland. The meeting held at Nancy and Colin Hill's home was attended by Arnold and Bernice Avery, Neil Boulton, Keith and Maureen Hallett, Margaret and Peter James, Chris Timms and Julia and Stuart Woods.

The meeting kicked off at 1.05 p.m. with the identification of two clocks owned by Arnold and Bernice. The first a Kern and Sohne miniature Circa 1958 and the second a Kundo (Kieninger and Oberfell) miniature 1970. One clock's torsion spring had obviously been used for Maypole dancing or designing barley twist in a previous life. This was followed by the identification of a clock owned by Colin Hill also a Kern and Sohne midget Circa 1961.

The rest of the afternoon the group (including partners) continued with the re-enamelling of clock pillars and bases. In this segment Peter James alluded to the success he had with using Whiteboard grid tape (purchased from Office Works 1.5mm and 6.00mm) for masking off and an airbrush spray outfit purchased from Super Cheap Auto \$17.00. Paints used were from a hobby shop - Faskolor (Faswhite and Fasyellow).

A number of approaches were used to minimise bleeding under the grid tape. This included clear lacquering over the metal and tape prior to enamelling and spraying direct. Unfortunately we couldn't say which produced the best result as neither had dried properly due to the humidity. This is despite using

Nancy's hairdryer which now has some very nice pin striping (only joking. Remarkably we didn't get any paint on the hairdryer).

I came away a real winner with Julia saying she was really keen to have a go at re-enamelling a base or two. Well that may be another segment for the Newsletter. Having regard to the laugh I just got when I reminded her of this commitment the story may be about those infamous flying pigs.

The group's next meeting will be at our place (Julia and Stuart Woods) on Saturday 18 July 2009 (commencing 1.00 and finishing at 4.00 p.m.). If members are interested in attending contact us on 32092790. Topics being covered will include: Maximising your clocks performance by the correct positioning of the pallet fork and Re-enamelling - the quest for a finish comparable to that produced by the clock factories (the 400 day owners Holy Grail) continues. If anyone has a Gustav Becker they wish to have catalogued and registered in the Queensland Group's Gustav Becker register please bring it along.

Stewart Woods

Chapter 72 - 2009
Program to hand:

Unless otherwise noted,
Chapter meetings are
held on Sundays:
in the Wentworthville
Uniting Church Hall
near the corner of Station
& McKern Streets,
Wentworthville,
commencing 1.00pm
to 5.00pm

Please bring along your
clocks/watches/books
(that are relevant to the
topic) for the display.

5th April
The Alternative Collections
of Members.
Descriptions and displays of
members 'other' collections

7th June
Small Talk. Various
short presentations

2nd August
AGM
The Worst Jobs in
Horological History
by Alec Rodgers

22nd August
Chapter 72 Annual Auction

5th September
Spring Workshop

11th October
Unique Wooden Clocks:
A presentation by Will
Matthysen from Chapter
122 Melbourne

6th December
Skeleton Clocks and
Watches: An explanation
and display

Federn

Zugfedern für 8-Tag-Küchen- und Tischuhren



mit Loch

1-Tag-Küchenuhren haben in der Regel die gleichen Werke wie die Babywecker, so daß die Babywecker-Federn passen.



mit Öse

Nr. 60 452	für 8-Tag-Pendel-Gehwerk „Junghans“	12×0,35×33×1000 mm	Dtзд. M. 2.85
„ 60 454	für 8-Tag-Pendel-Gehwerk „H. A. U.“	14×0,38×30×1000 mm	Dtзд. M. 3.50
„ 60 457	für 8-Tag-Pendel-Gehwerk „H. A. U.“	12×0,40×34×1120 mm	Dtзд. M. 3.30
„ 60 453	für 8-Tag-Pendel-Gehwerk „Mauthe“	12,5×0,35×36×1100 mm	Dtзд. M. 3.35
„ 60 458	für 8-Tag-Pendel-Gehwerk „Mühlheim“	12×0,44×40×1350 mm	Dtзд. M. 3.95
„ 60 459	für 8-Tag-Pendel-Gehwerk „Speck“	15×0,40×33×1220 mm	Dtзд. M. 4.50
„ 60 460	für 8-Tag-Balance-Gehwerk „Speck“	12×0,40×30×960 mm	Dtзд. M. 3.60
„ 60 461	für 8-Tag-Pendel-Gehwerk „Stähle“	15,5×0,40×37×1280 mm	Dtзд. M. 4.80
„ 60 469	für 8-Tag-Pendel-Gehwerk „Mauthe“-Pekola	14×0,30×42×2000 mm	Dtзд. M. 5.20

Nr. 60 462	für 8-Tag-Balance-Gehwerk „Junghans“	12×0,37×42×1600 mm	Dtзд.
„ 60 455	für 8-Tag-Pendel-Gehwerk „Kienzle“	12×0,43×38×1700 mm	Dtзд.
„ 60 463	für 8-Tag-Balance-Gehwerk „Kienzle“	9×0,45×40×1650 mm	Dtзд.
„ 60 456	für 8-Tag-Pendel-Gehwerk Rap. „Becker“ (mit aufgeniet. Öse)	15,5×0,37×35×1840 mm	Dtзд.
„ 60 450	für 8-Tag-Pendel-Gehwerk „Faller“	11×0,45×38×1400 mm	Dtзд.
„ 60 465	für 8-Tag-Pendel-Gehwerk „J. U. F.“	11×0,40×38×1320 mm	Dtзд.
„ 60 466	für 8-Tag-Pendel-Gehwerk „J. U. F.“	10×0,40×36×1140 mm	Dtзд.
„ 60 467	für 8-Tag-Pendel-Gehwerk „Kieninger“	12×0,42×35×1200 mm	Dtзд.
„ 60 468	für 8-Tag-Balance-Gehwerk „Kieninger“	12×0,35×35×1150 mm	Dtзд.
„ 60 451	für 8-Tag-Pendel-Gehwerk „Schlenker Söhne“	12×0,40×38×1400 mm	Dtзд.

Zugfedern in **FLUME KOPF PACKUNG** für Küchenuhren

Nr. 66 327 mit Öse, Marken sortiert..... ½-Dtзд.-Packg. M. 2.15 Nr. 66 328 mit Loch, Marken sortiert ½-Dtзд.-Packg.

Zugfedern für 1-Tag-Regulateure

Nr. 60 479 Gehwerk für Junghans W 51
9×0,40×38×1200 mm Dtзд. M. 2.20

Nr. 60 480 Schlagwerk für Junghans W 51
6×0,35×34×1300 mm Dtзд.



Zugfedern für 14-Tag-Amerik.-Regulateure und Tischuhren

Amerikaner-Werke sind Werke leichterer Bauart mit durchbrochener Platine. Die Triebe sind meist Hohltriebe

Nr. 60 475	mit Loch, für Junghans W 74	Gehwerk	18	×0,41×45×1600	mm	Dtзд.
„ 60 476	„ „ „ Junghans W 74	Schlagwerk	18	×0,45×45×1650	„	„
„ 60 477	„ „ „ Junghans W 202	Gehwerk	20	×0,40×43×1550	„	„
„ 60 478	„ „ „ Junghans W 202 u. 77/278	Schlagwerk	20	×0,45×43×1650	„	„
„ 60 500	„ „ „ H. A. U. W 36	Gehwerk	17	×0,40×44×1500	„	„
„ 60 501	„ „ „ H. A. U. W 36	Schlagwerk	17	×0,44×44×1500	„	„
„ 60 502	„ „ „ H. A. U. W 63 u. 77 (Geh.)	Geh- und Schlagwerk	17	×0,44×44×1650	„	„
„ 60 510	„ „ „ Mauthe, alte Ausf.	„ „ „	18,5	×0,50×44×1550	„	„
„ 60 520	„ „ „ Kienzle	„ „ „	18	×0,40×41×1500	„	„
„ 60 522	„ „ „ Kienzle	„ „ „	18	×0,45×40×1520	„	„
„ 60 490	„ „ „ Becker, Silesia	„ „ „	19	×0,45×45×1520	„	„
„ 60 491	„ „ „ Becker, Klein-Silesia	„ „ „	16	×0,50×44×1550	„	„

Sell Swap Buy
Sell

Greg Baker is selling a pine roll top desk 1230mm (W),
580mm (D), 1170mm (H), bench height 750mm.

Five drawers on each side and small compartments in the
top area covered by the roll top. Good condition and ideal
for a watch/clock maker.

If interested contact Greg on 33513621

Buy (Wanted)

Mike Ward is seeking a 3.5", cast bell suitable for an
c1860 Twin Fusee Bracket clock. If you can assist,
Mike's home Phone No. is 33003468

Buy (Wanted)

Tony Roberts is seeking an old fashioned Synchronome
slave dial for outdoor use. Would prefer to be 18" or
larger, if you can assist Tony is available on 33761188

Buy (Wanted)

Phil Smyrk wants to buy or trade for my own use, a used
Rolex Submariner, Sea dweller or Tudor submariner. I am
offering either cash or have a few clocks, pocket watches,
wrist watches (incl. an Omega Constellation) to trade, or a
bit of both, I dont mind, its up to you.

Phil also wants to purchase a long case painted dial moon
disc, just the disc which has the usual two moons with a
picture configuration of say a castle and a sailing ship or
a house and figures etc. The usual style from about 1830
diameter to edge of teeth 9.5" or 241mm.

Contact Phil Smyrk 07 3257 7447

Buy (Wanted)

Robert Pearce is wanting to swap: 1. Gustav Becker 400 day
clock in good condition. c1902 plate # 1195, plate size 70
x 92mm, suspension: .004, pendle: disk, saddle type: # 5
Page 38 # 54 pic in the 400 day book.

Swap for interesting Black Forest clock pre c1890.

2. Kaiser universe 400 day clock, paint work on posts a bit
flaky at rear but otherwise in good condition. Swap for
interesting Black forest clock pre c1890. Contact
Robert on 0418 875 512 or <melbert@bigpond.com>